



# HRSA Health Center Program 101

## State Office of Rural Health New Directors Orientation

*April 28, 2021*

**Jewel L. Wright**  
**Lead Public Health Analyst, Office of Southern Health Services**  
**Bureau of Primary Health Care (BPHC)**

**Vision: Healthy Communities, Healthy People**



# Overview

---

- Mission, Facts and Fundamentals
- Patients and Programs
- BPHC-FORHP Collaboration Activities
- Health Center Program Resources



# Health Resources and Services Administration (HRSA)



- Supports more than 90 programs that provide health care to people who are geographically isolated, economically or medically challenged
- HRSA does this through grants and cooperative agreements to more than 3,000 awardees, including community and faith-based organizations, colleges and universities, hospitals, state, local, and tribal governments, and private entities
- Every year, HRSA programs serve tens of millions of people, including people living with HIV/AIDS, pregnant women, mothers and their families, and those otherwise unable to access quality health care



# HRSA Funding (dollars in millions)

HRSA Program	FY 2018 Enacted	FY 2019 Enacted	FY 2020 Enacted
Primary Health Care	\$5,511	\$5,627	\$5,627
HIV/AIDS	\$2,319	\$2,319	\$2,389
Health Workforce	\$1,516	\$1,552	\$1,650
Maternal and Child Health	\$1,293	\$1,333	\$1,350
Rural Health	\$291	\$318	\$318
Family Planning*	\$286	\$286	\$286
Program Management	\$155	\$155	\$155
Healthcare Systems	\$112	\$115	\$124
Vaccine Injury Compensation	\$9	\$9	\$10
<b>TOTAL</b>	<b>\$11,492</b>	<b>\$11,714</b>	<b>\$11,909</b>

\*Administered by the HHS Office of the Assistant Secretary of Health, Office of Population Affairs.

Source: HRSA



# HRSA Health Center Program Mission

---




To improve the health of the nation's underserved communities and vulnerable populations by assuring access to comprehensive, culturally competent, quality primary health care services

# Health Center Program Fundamentals



## Serve High Need Areas

- Must serve a high need community or population (e.g., HPSA, MUA/P)



## Patient Directed

- Private non-profit or public agency that is governed by a patient-majority community board



## Comprehensive

- Provide comprehensive primary care and enabling services (e.g., education, outreach, and transportation services)



## No One is Turned Away

- Services are available to all, with fees adjusted based upon ability to pay



## Collaborative

- Collaborate with other community providers to maximize resources and efficiencies in service delivery

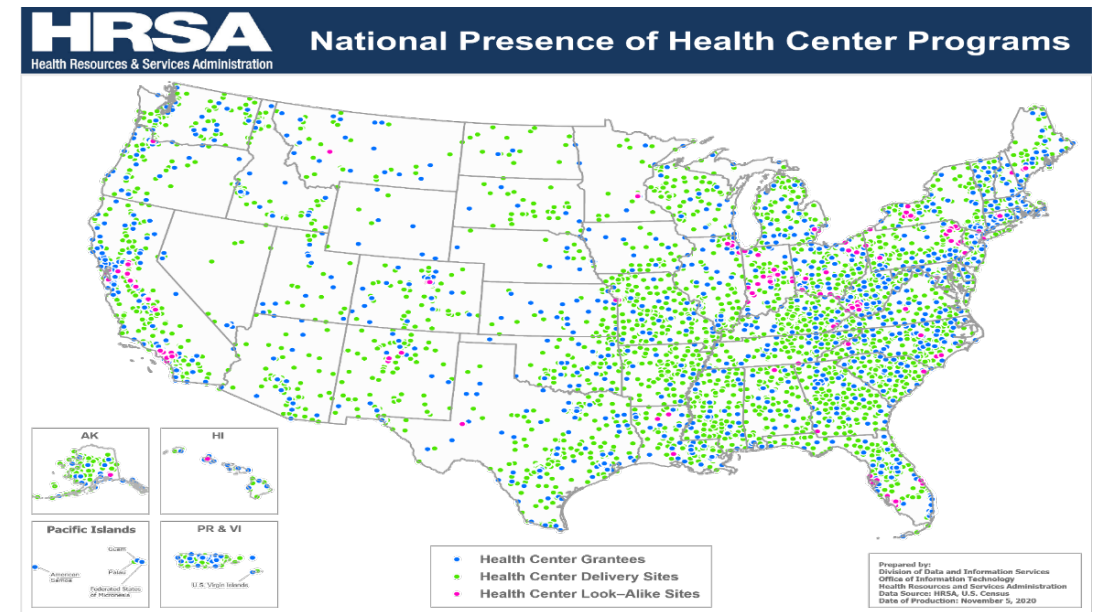


## Accountable

- Meet performance and accountability requirements regarding administrative, clinical, and financial operations

# Health Center Program Fast Facts

- Nearly **1,400** health centers operate over **13,000** service delivery sites that serve nearly **30 million** patients.
- Health centers provide **patient-centered, comprehensive, integrated care** by offering a range of services:
  - Primary medical, oral, and mental health services
  - Substance use disorder and medication-assisted treatment (MAT) services
  - Enabling services such as case management, health education, and transportation



<https://data.hrsa.gov/maps/map-tool/>

Source: Uniform Data System, 2019; HRSA's Electronic Handbooks (EHBs), November 2020

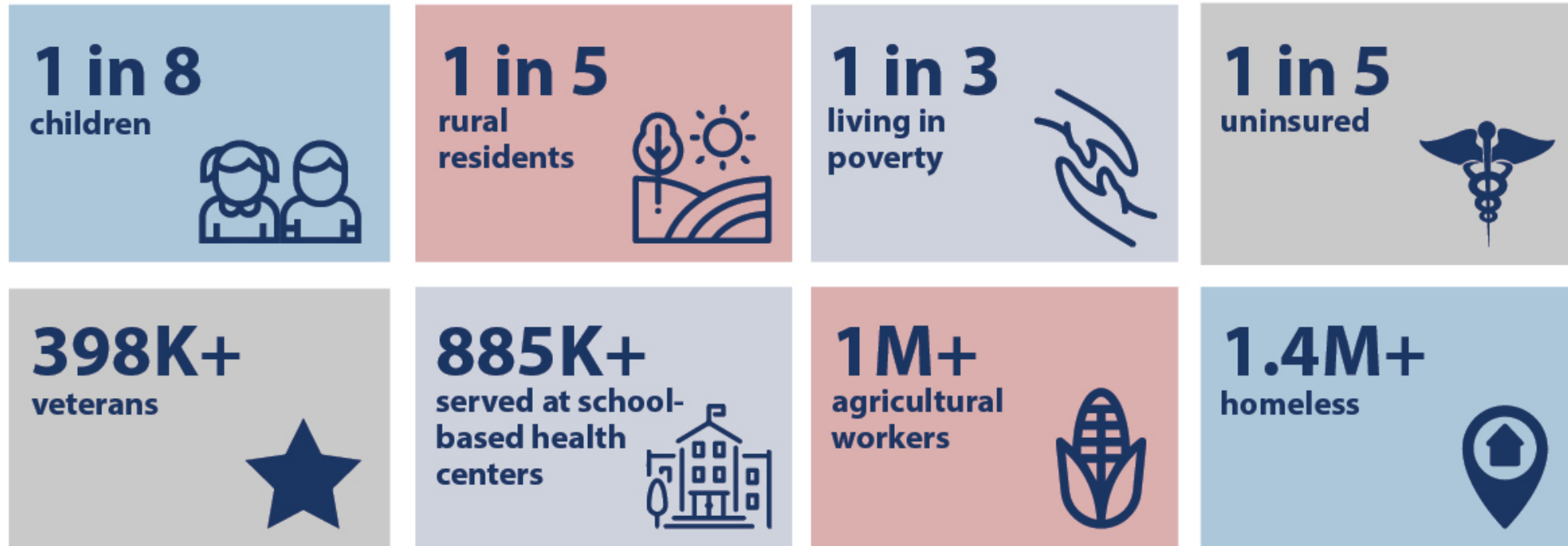




# Health Center Program Patients

## HRSA-Funded Health Centers Improve Lives

Nearly 30M people—that's **1 in 11** in the U.S.—rely on a HRSA-funded health center for care, including:



Source: Uniform Data System, 2019



# About the Health Center Program

The link below will take you to the **At the Heart of a Health Center** video located on YouTube.  
<https://youtu.be/8RR1abIKTG8>

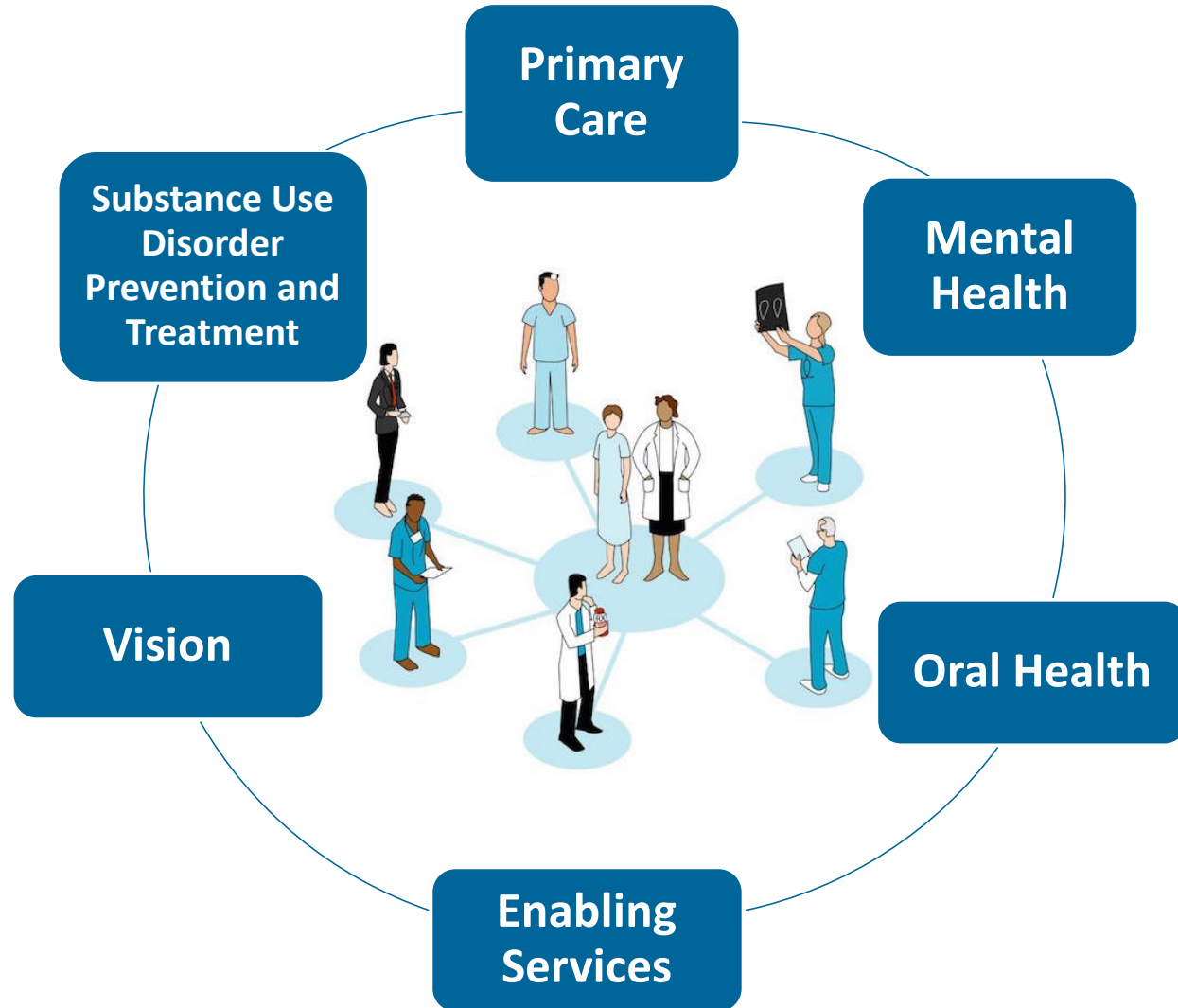


At the Heart of a Health Center

At the Heart of a Health Center



# Care Model at HRSA-Funded Health Centers



# National Impact Trends

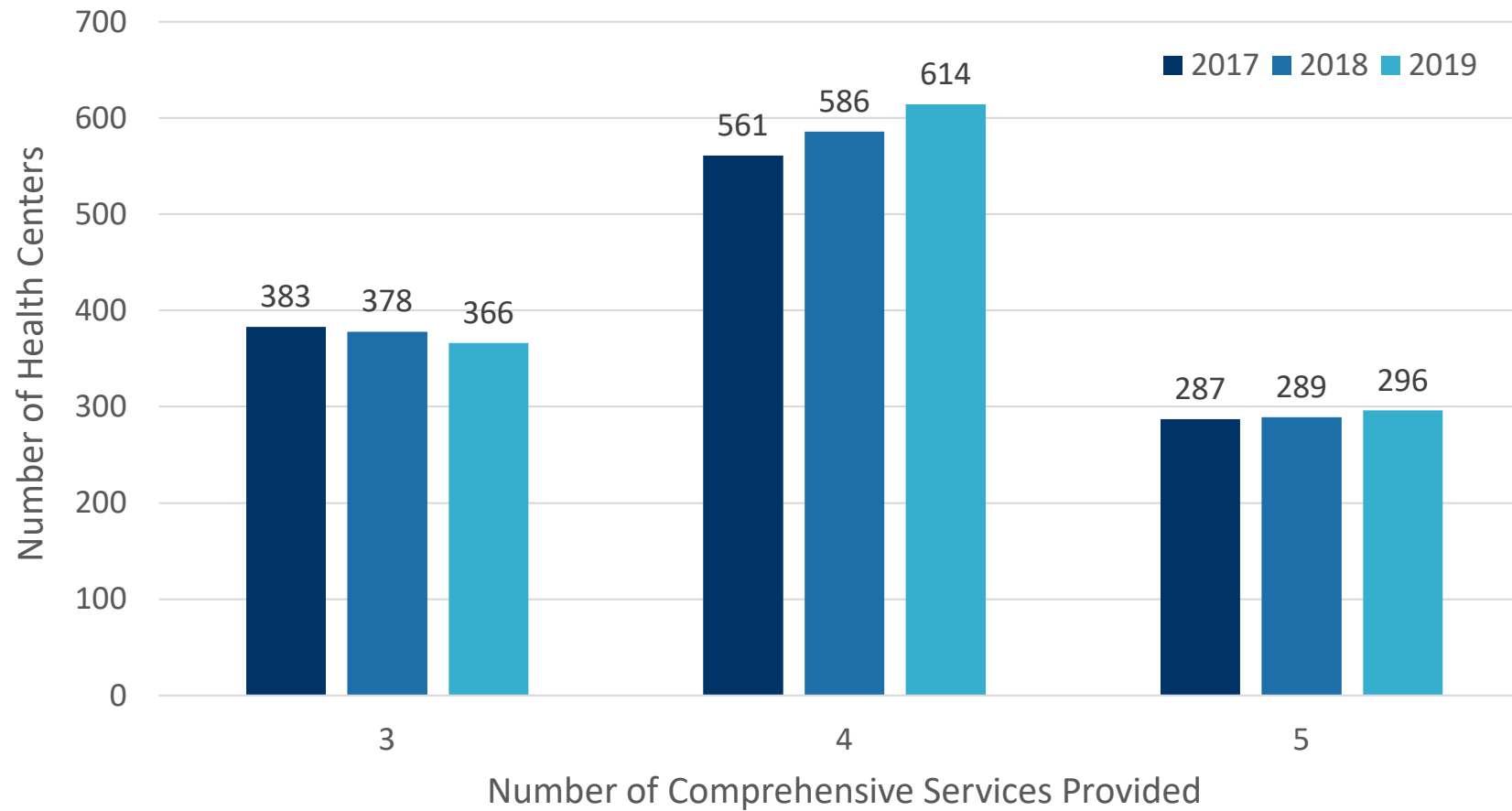
Category	2017	2018	2019	Δ 2017-2019
Number of Sites	11,057	11,744	12,784	^ 16%
Virtual Visits	-	-	478,333	-
Total Health Center Patients	27,174,372	28,379,680	29,836,613	^ 10%
Medical	22,866,468	23,827,122	25,029,835	^ 9%
Dental	6,116,732	6,406,667	6,712,204	^ 10%
Mental Health	2,049,194	2,249,876	2,581,706	^ 26%
Substance Use Disorder	168,508	223,390	325,732	^ 93%
Vision	670,973	746,087	828,977	^ 24%
Enabling	2,549,897	2,593,393	2,608,861	^ 2%



Source: Uniform Data System, 2017-2019



# Services Provided by Health Centers



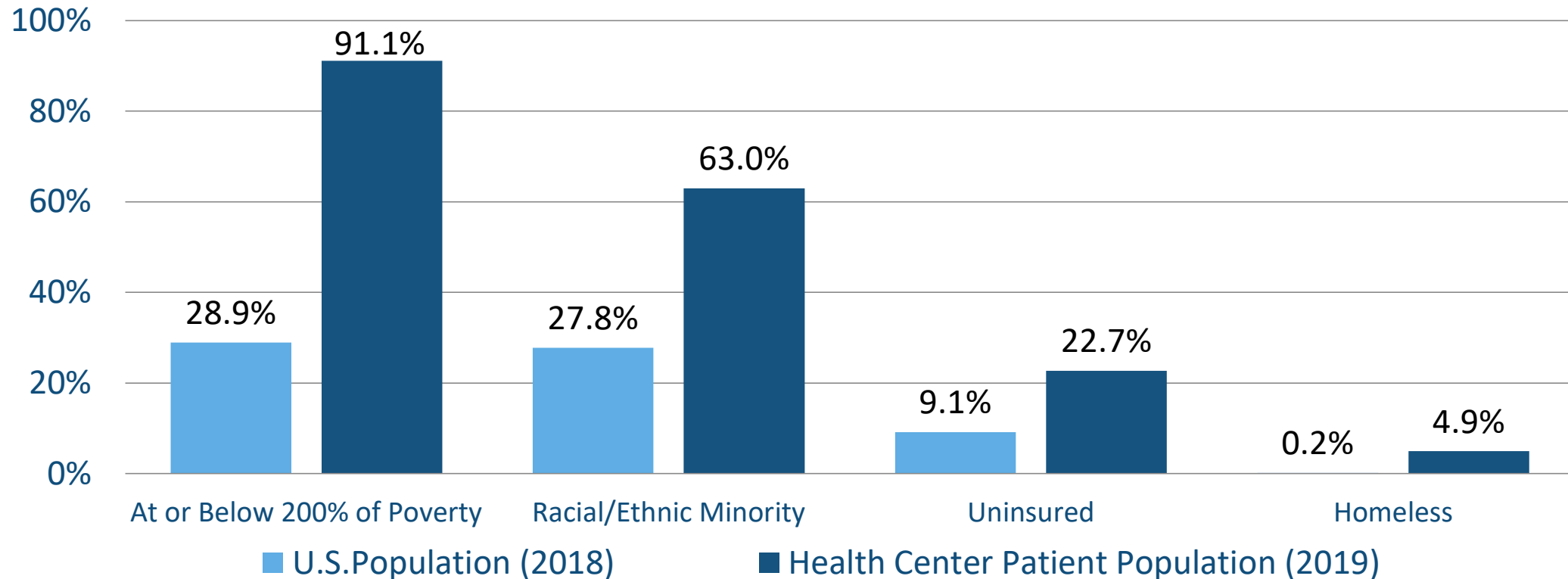
- Types of Services Provided:
- Medical
  - Dental
  - Mental health
  - Vision
  - Enabling



Source: Uniform Data System, 2017-2019 - Table 5



# Health Centers Serve a High Proportion of Low-Income, Minority, Uninsured, and Homeless Patients



Health center source: Uniform Data System, 2019.

National data:

<https://www.census.gov/data/tables/time-series/demo/income-poverty/cps-pov/pov-01.2018.html>

<https://data.census.gov/cedsci/profile?q=United%20States&g=0100000US> – excluding “White alone” population

<https://www.census.gov/data/tables/time-series/demo/income-poverty/cps-hi/hi.html>

<https://files.hudexchange.info/resources/documents/2019-AHAR-Part-1.pdf>



# Health Center Workforce

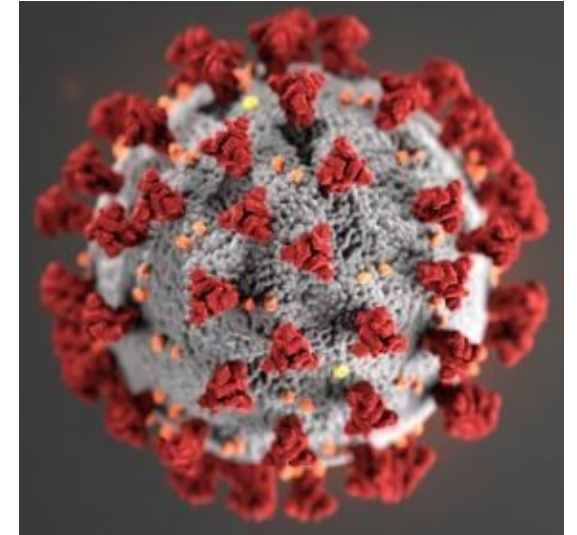
Discipline	2017	2018	2019	Δ 2017 - 2019
Physicians	12,894	13,394	14,083	^ 9%
Nurse Practitioners	8,852	9,658	10,513	^ <b>19%</b>
Physician Assistants	3,077	3,227	3,348	^ 9%
Certified Nurse Midwives	692	728	730	^ 5%
Nurses	17,663	18,445	19,273	^ 9%
Other Medical Service Providers	34,120	32,464	34,758	^ 2%
Dentists	4,882	5,100	5,324	^ 9%
Other Dental Service Providers (Hygienists, Therapists, Aids, Techs)	12,920	13,616	14,374	^ 11%
Psychiatrists	754	814	897	^ <b>19%</b>
Psychologists	869	925	962	^ 11%
Other Mental Health Providers and Staff	9,025	10,031	11,683	^ <b>29%</b>
Substance Use Disorder Providers	1,416	1,748	2,137	^ <b>51%</b>
Other Professional Services	1,511	1,697	1,881	^ <b>24%</b>
Vision Service Providers	770	896	1,012	^ <b>31%</b>
Enabling Service Providers	21,732	22,598	24,071	^ 11%
Total Facility and Non-Clinical Support Service Providers	79,691	83,323	88,946	^ 12%
<b>TOTAL</b>	<b>223,840</b>	<b>236,151</b>	<b>252,868</b>	^ <b>13%</b>

Source: Uniform Data System, 2017-2019



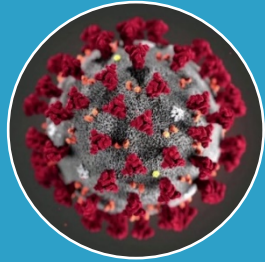
# Health Centers and COVID-19 Response

- Health centers are on the front lines, delivering critical services, including:
  - COVID-19 testing;
  - Monitoring and managing COVID-19 symptoms to alleviate burden on emergency rooms and hospitals;
  - Coordinating with local and state health departments to support a unified and comprehensive public health response – including enrolling providers to administer COVID-19 vaccines;
  - Collaborating with federal and academic partners to provide COVID-19 therapeutics to high-risk positive patients; and
  - Providing ongoing essential primary care services to patients with medical and mental health care needs, including actively managing conditions that put patients at increased risk for COVID-19 complications.



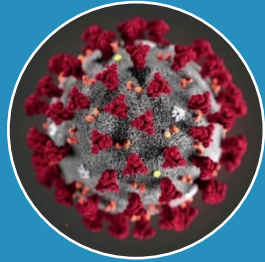


# In FY20, Over \$2 Billion Was Awarded to Health Centers and Training Partners to Respond to COVID-19



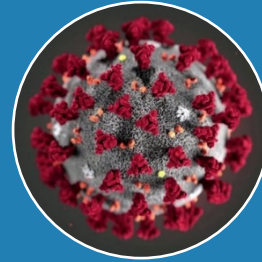
**Coronavirus Supplemental Funding for Health Centers (COVID-19)**

\$100 million  
1,381 awards



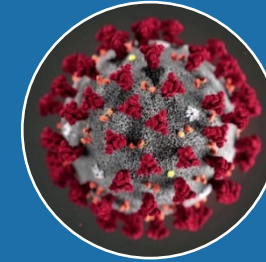
**Coronavirus Aid, Relief, and Economic Security (CARES)**

\$1.3 billion  
1,387 awards



**Expanding Capacity for Coronavirus Testing (ECT)**

\$583 million  
1,385 awards



**Look-Alikes: Expanding Capacity for Coronavirus Testing (LAL ECT)**

\$17 million  
78 awards

## **Training/Technical Assistance Awards**

**Primary Care Associations (PCAs)** - \$5.8 million for COVID response (52 awards)

**National Training and Technical Assistance Partners (NTTAPs)** - \$2.5 million for COVID response (22 awards)

**Health Center Controlled Networks (HCCNs)** - \$4.5 million for COVID response (49 awards)

# Health Center COVID-19 Vaccine Program Overview

- HRSA and CDC partnership to directly allocate limited supply of COVID-19 vaccine
- Separate federal allocation deployed in coordination with jurisdictions
- Incrementally started at select HRSA-funded health centers that specialize in caring for particularly hard-to-reach and disproportionately affected populations
  - ✓ Phase 1: 250 health centers invited
  - ✓ Phase 2: 700 health centers invited
  - ✓ Phase 3: All health centers and look-alikes invited

*“...equity is our North Star here.”*

– Dr. Marcella Nunez-Smith, chair of the COVID-19 Health Equity Task Force

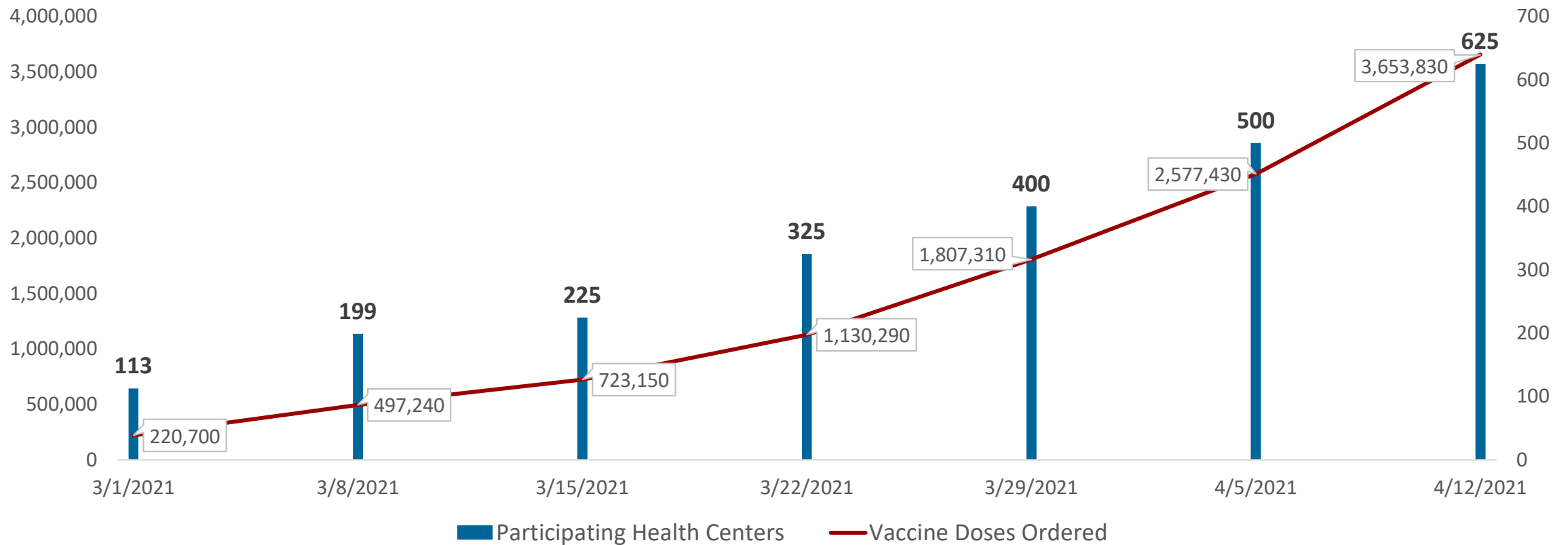


To see a list of invited and participating health centers, visit <https://www.hrsa.gov/coronavirus/health-center-program/participants>.



# Health Center COVID-19 Vaccine Program

To date, health centers have ordered **3,653,830** doses for **1,815** sites.



Source: HRSA



# FY 2021 Funding: **\$13.239 Billion**

As part of plans for FY 2021, BPHC anticipates awarding the following funding opportunities in **addition to annual base funding**:

**American Rescue Plan Act**

\$7.6 billion

**National Hypertension  
Control Initiative  
Supplemental Funding for  
Health Centers (NHCI-HC)**

\$89.5 million for 496 awards

**Native Hawaiian Health Care  
Improvement Act**

\$18.2 million for 6 awards

**Ending the HIV Epidemic-  
Primary Care HIV Prevention  
(PCHP)**

\$48 million for 175 awards

**School Based Service Sites**

\$5 million for 25 awards

**FY 2022: Optimizing Virtual  
Care**

\$50 million for 25 awards



# BPHC-FORHP Collaboration

## One HRSA Rural Health Collaborative – Overview

### Purpose

To advance HRSA's mission by improving health outcomes for rural populations through the development of cross-agency partnerships, information sharing, and support of multi-program office initiatives

### Collaborative Goals

- Brainstorm ideas, implement collaborative projects, generate solutions with a rural-centered focus
- Increase the effectiveness of HRSA Health Center and Rural Health programs
- Enhance grantee monitoring, oversight and support
- Improve grantee satisfaction and capacity to achieve program goals
- Promote understanding of and improve project officers' knowledge of each office's/bureau's goals and initiatives

### Focus Areas

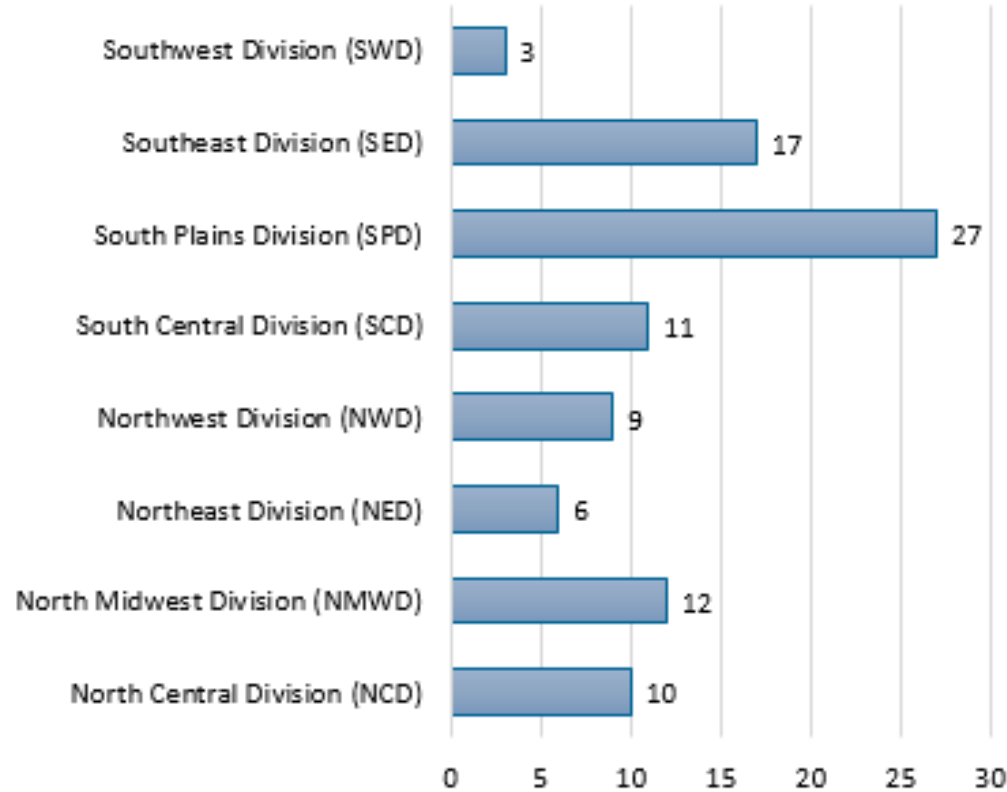
\*\*Opioids \*\* FQHCs \*\*Telehealth \*\*Workforce Development



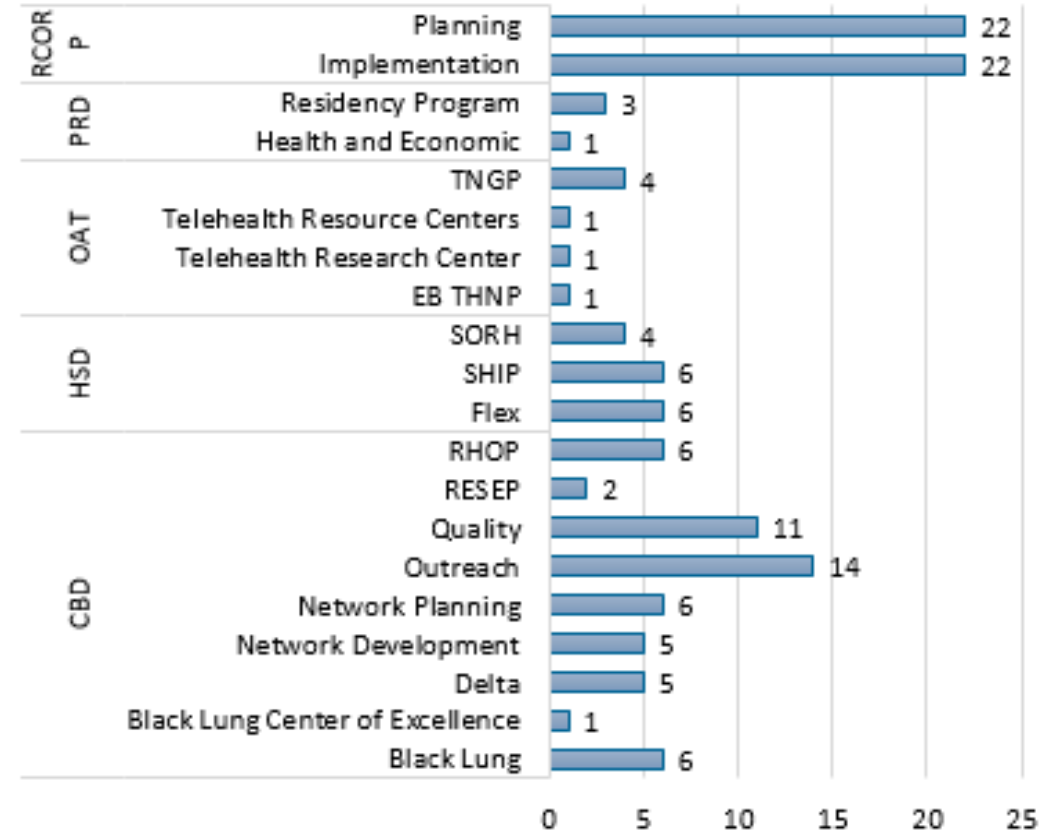
# BPHC-FORHP Collaboration

## Dually Funded Entities

Grantees by BPHC Division



Grantees by FORHP Division/Program



\*As of 4/20/2020



# BPHC-FORHP Collaboration

## Past & Upcoming Activities

### Activities

- Identification of Dually-Funded Grantees
- Pilot Joint Site Visit
- Meet and Greet Sessions
  - Best Practices to Address Provider Shortages
  - NACHC P&I

### Engagements

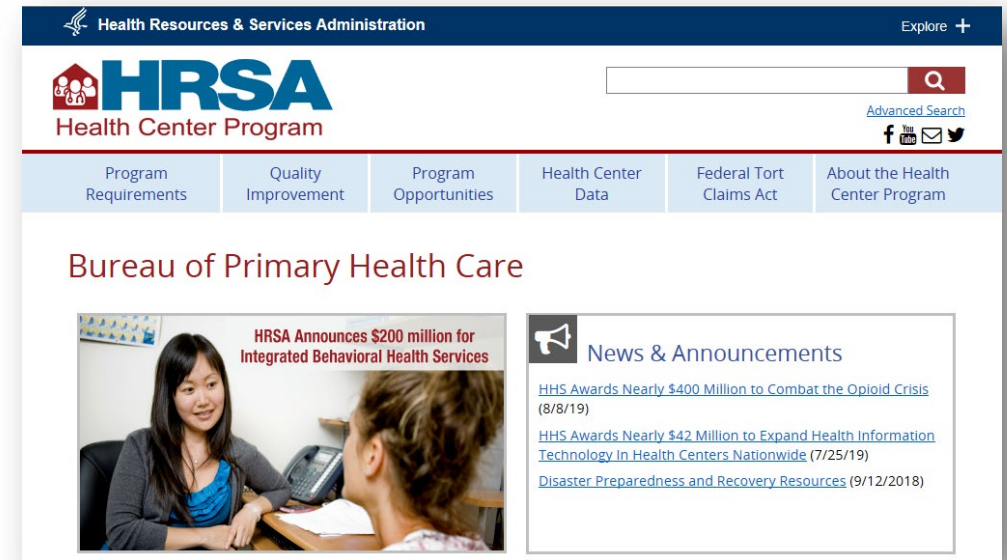
- Community Health Worker Grantee Webinar
- National Rural Health Day Presentation
- Conference Attendance
  - CBD All-Programs Meeting
  - Telehealth Resource Centers
  - Rural Partnership Development
  - Small Healthcare Provider QIP
  - Rural Health Opioids Conference
  - Rural Communities Opioids Response Program





# Health Center Program Resources

- BPHC website: <https://bphc.hrsa.gov/>
  - Includes many technical assistance resources
- Weekly e-newsletter: *Primary Health Care Digest*
  - [Sign up online](#) to receive up-to-date information
- Health Center Program Support: [https://bphc.hrsa.gov/qualityimprovement/strategicpartnerships/](https://bphccommunications.secure.force.com/ContactBPHC/BPHC>Contact Form</a><ul><li>▪ HRSA Electronic Handbooks (EHBs) questions/issues</li><li>▪ FTCA inquiries</li></ul></li><li>• BPHC Project Officer:<ul><li>▪ To address specific questions about your health center's grant or look-alike designation</li></ul></li><li>• HCCNs, NTTAPs, and PCAs: <a href=)



# Thank You!

**Jewel L. Wright**

**Lead Public Health Analyst, Office of Southern Health Services**

Bureau of Primary Health Care (BPHC)

Health Resources and Services Administration (HRSA)



[jwright2@hrsa.gov](mailto:jwright2@hrsa.gov)



301-945-3984

---

[bphc.hrsa.gov](http://bphc.hrsa.gov)



[Sign up for the \*Primary Health Care Digest\*](#)



# Connect with HRSA

Learn more about our agency at:

[www.HRSA.gov](http://www.HRSA.gov)



[Sign up for the HRSA eNews](#)

FOLLOW US:

