

# OPIOIDS

## TAKE THE PLEDGE

### 31 AUGUST

INTERNATIONAL  
OVERDOSE  
AWARENESS DAY

### WHAT ARE OPIOIDS?

**Opioids is an umbrella term for natural or synthetic drugs that are derived from – or related to – the opium poppy.**

Opioids attach to receptors in the central nervous system, reducing pain signals to the brain. Commonly used opioids include oxycodone, morphine, codeine, heroin, fentanyl, methadone and opium.

### SIGNS OF OVERDOSE

Opioids dull the senses, induce relaxation and euphoria. They depress (slow down) breathing and the heart rate.

In high doses, opioids depress the body's natural urge to breathe. When someone is having an overdose they can stop breathing and may die. Even if a person does not die from overdose, they can sustain brain damage.

### Signs of overdose can include:

- No response to stimuli
- Shallow/stopped breathing
- Can't be woken up
- Unusual snoring/gurgling sounds
- Blue/gray lips or finger tips
- Floppy arms and legs

If you cannot get a response from someone, do not assume they are asleep. Unusual or deep snoring is a common sign of overdose. Do not let people at risk 'sleeping it off.'

### OVERDOSE RESPONSE

Sometimes it can take hours for someone to die from an opioid overdose. Action taken as soon as possible could save a life. If you think someone has overdosed, knowing how to respond is crucial:

### Check for vital signs:

**A Alert:** Not responding to voice?

**B Breathing:** Noisy? Shallow? Slow? Stopped? Strange snoring?

**C Color:** For fair-skinned people, blue or pale lips or fingertips? For darker skinned people, look for grayish or ashen lips and skin color.

If you see any of these signs, you should immediately move to activate the response plan for opioid overdose.

**Before you act,** check for dangers such as needles.

**Call an ambulance,** tell the operator your location, and stay on the line.


**Try to get a response** from the person by calling their name and/or giving a sternal rub (rub your knuckles firmly across their sternum).

If you can't get a response, put them in the recovery position allowing their airways to remain open.

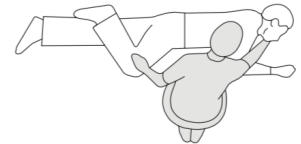


### The Recovery Position

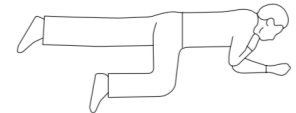
**Support face** Place the arm nearest to you at right angled to the body. Place their other hand against their cheek.



**Lift Leg** Get hold of the far leg just above the knee and pull it up, keeping the foot at on the ground.



**Roll over** Keep their hand pressed against their cheek and pull on the upper leg to roll them towards you and onto their side.



### If you HAVE Narcan/Naloxone/Evzio

1. Assemble the naloxone so that it is ready for use and inject the full amount into the outer thigh or upper arm (or **use nasal spray**).
2. Record the time of administration. Provide this information to paramedics when they arrive.
3. If the person is not breathing, apply rescue breathing (2 breathes every 5 seconds).
4. If there has been no response after 3-5 minutes, give another dose of naloxone. Remember to record the time of administration.

Note: Naloxone will only temporarily reverse an overdose.

### If you DO NOT HAVE Narcan/Naloxone/Evzio

- If the person is breathing, leave in recovery position and monitor breathing.
- If person is not breathing apply rescue breathing and continue until:
  - The person starts to breathe on their own
  - Ambulance arrives
  - Someone else can take over for you.

### WHAT NOT TO DO IN THE EVENT OF A SUSPECTED OVERDOSE

- Do **NOT** leave the person alone.
- Do **NOT** give the person anything to eat or drink, or try to induce vomiting.

For more information visit  
[www.ProjectRenewWV.org](http://www.ProjectRenewWV.org)